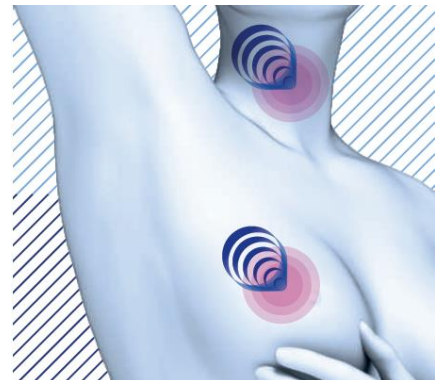
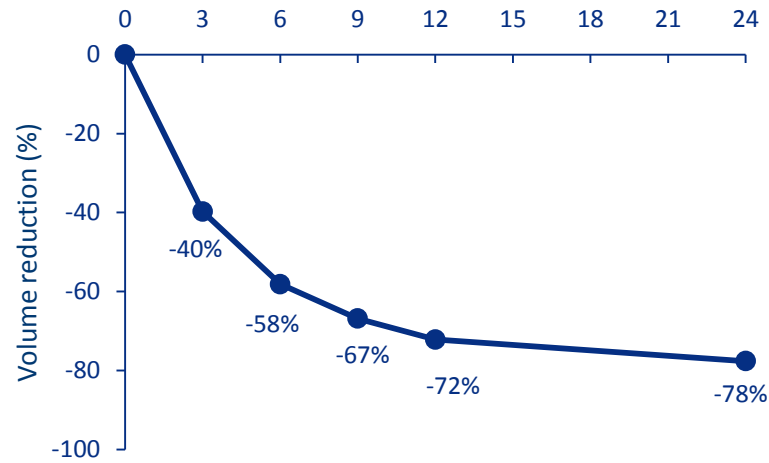


- Multi-indications: breast, thyroid
- Outpatient procedure
- Local anesthesia or conscious sedation
- Echotherapy: the combination of ultrasound imaging and focused ultrasound therapy (HIFU)
- Compact and mobile
- Intuitive user interface
- CE-marked



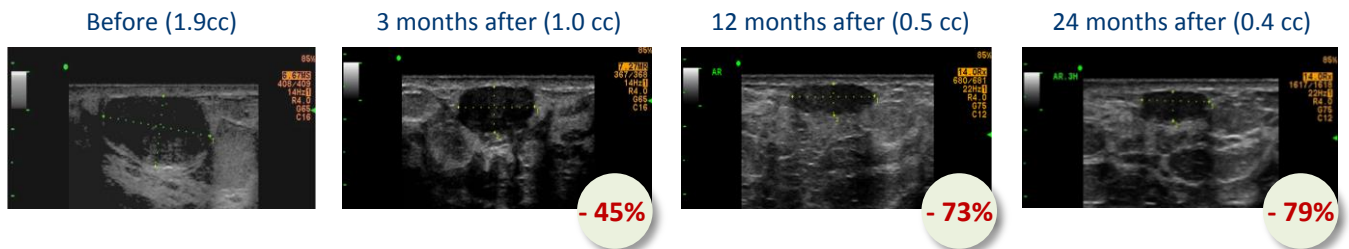
Results on breast fibroadenomas



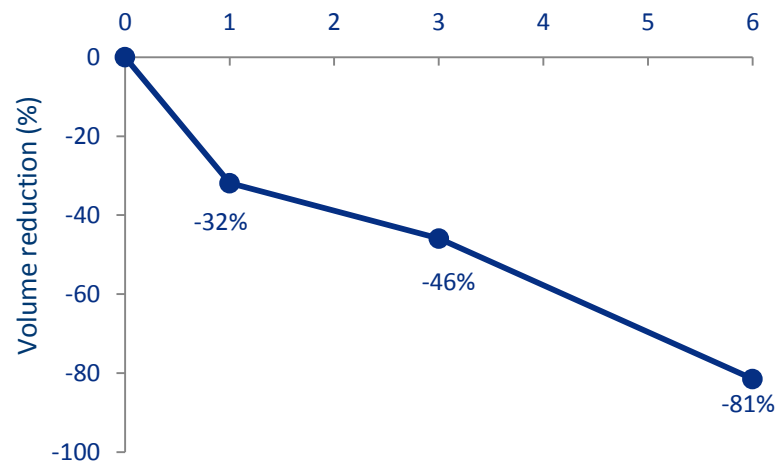
- 53 treated fibroadenomas in 42 pts*
- Reduction in 100% of the patients
- Fast symptoms disappearance
- No rebound
- No side effects

- Mean initial volume: 3.9 cc [0.3cc-19.6cc]
- Minimum size: 11.0 x 10.1 x 5.9 mm = 0.3 cc
- Maximum size: 46.3 x 41.4 x 19.6 mm = 19.6 cc
- Mean age: 32 years old [16-52]

Case of a 27yo patient, pregnancy after echotherapy session



Results on thyroid nodules



- 17 patients treated for thyroid nodules*
- Good volume reductions
- No side effects

- Mean initial volume: 4.97cc [1.52cc-13.35cc]
- Minimum size: 14.8 x 11.3 x 13.3 mm = 1.5 cc
- Maximum size: 37.1 x 29.5 x 23.3 mm = 13.3 cc
- Mean age: 44 years old [24-65]

Case of a 42yo patient

